

Company Registration No. 06445043 (England and Wales)

GUSIUTE HOLDINGS (UK) LIMITED  
ANNUAL REPORT AND FINANCIAL STATEMENT  
FOR THE YEAR ENDED 31 MARCH 2017

GUSIUTE HOLDINGS (UK) LIMITED

CONTENTS

FOR THE YEAR ENDED 31 MARCH 2017

---

	Page
Strategic Report	1
Directors' Report	2
Directors' Responsibilities Statement	3
Independent Auditor's Report to the Member of Gusiute Holdings (UK) Limited	4
Profit and Loss Account	6
Balance Sheet	7
Statement of Changes in Equity	8
Statement of Cash Flows	9
Notes to the financial statements	10

GUSIUTE HOLDINGS (UK) LIMITED

STRATEGIC REPORT

FOR THE YEAR ENDED 31 MARCH 2017

---

The directors, in preparing this Strategic Report, have complied with s414C of the Companies Act 2006.

**PRINCIPAL ACTIVITIES AND BUSINESS REVIEW**

The Company continues to act as an intermediate holding Company.

The profit on ordinary activities before taxation for the year was \$9,163,000 (2016: \$18,301,000).

An interim dividend of \$10,000,000 was paid to the ordinary shareholders on 12 July 2016. The directors do not recommend the payment of a further dividend (2016: \$18,200,000). The dividend on the 8% per annum on non-cumulative redeemable preference shares amounting to \$1,135,000 was paid on 12 July 2016.

The directors have not presented consolidated financial statements, on the basis that to do this would cause undue delay and expense, particularly as this company acts solely as an intermediate holding company. The operations of the subsidiaries are managed at Valley Holdings Inc., an intermediate parent company located in the USA. The results of these companies are consolidated into the results of Tata Chemicals Limited, the ultimate parent undertaking, prepared as per Ind-AS (India adopted IFRS). Consolidated financial statements for Tata Chemicals Limited are available upon request as disclosed in Note 16. The requirement to prepare group financial statements at Gusiute Holdings (UK) Limited level is expected to be temporary because, on the endorsement of Ind-AS by EU, exemption for consolidation will be available to the Company.

**FUTURE OUTLOOK**

There are no changes to the status of the Company and its plans for the near future.


The Company expect to be impacted by any changes made to the EUR regulations as a result of the UK triggering Article 50. Currently it is not known what the changes will be, and the Company will closely monitor the impact of Brexit on regulations and will respond to these changes as they are known.

**PRINCIPAL RISKS AND UNCERTAINTIES**

The Company does not have any external borrowings and is not subject to any covenants.

The results, financial position and risks of the Company are dependent on the results, financial position and risks of its direct and indirect subsidiaries.

By order of the Board



**John Mulhall**

**Director**

**16 May, 2017**

GUSIUTE HOLDINGS (UK) LIMITED

DIRECTORS' REPORT

FOR THE YEAR ENDED 31 MARCH 2017

---

The directors present their annual report on the affairs of the Company, together with the audited financial statements for the year ended 31 March 2017.

#### **DIRECTORS**

The directors who served during the year, and thereafter were:

R Mukundan

J S Mulhall

#### **GOING CONCERN**

The directors have concluded that the Company has adequate resources to continue in operational existence for the foreseeable future. For this reason, the directors continue to adopt the going concern basis of accounting in preparing the annual financial statements. Refer note 2.3 of the financial statements.

#### **POLITICAL CONTRIBUTIONS**

No donations were made to any political party during the year (2016: £nil).


#### **AUDITOR AND STATEMENT OF DISCLOSURE TO THE AUDITOR**

Each person who is a director at the date of approval of this report confirms that:

- so far as the director is aware, there is no relevant audit information of which the Company's auditor is unaware; and
- the director has taken all the steps that he/she ought to have taken as a director in order to make himself/herself aware of any relevant audit information and to establish that the Company's auditor is aware of that information.

This confirmation is given and should be interpreted in accordance with the provisions of s418 of the Companies Act 2006.

By order of the Board



**John Mulhall**

**Director**

**16 May, 2017**

GUSIUTE HOLDINGS (UK) LIMITED

DIRECTORS' RESPONSIBILITIES STATEMENT

FOR THE YEAR ENDED 31 MARCH 2017

---

The directors are responsible for preparing the Annual Report and the financial statements in accordance with applicable law and regulations.


Company law requires the directors to prepare financial statements for each financial year. Under that law the directors have elected to prepare the financial statements in accordance with International Financial Reporting Standards (IFRSs) as adopted by the European Union. Under company law the directors must not approve the financial statements unless they are satisfied that they give a true and fair view of the state of affairs of the company and of the profit or loss of the company for that period.

In preparing these financial statements, International Accounting Standard 1 requires that directors:

- properly select and apply accounting policies;
- present information, including accounting policies, in a manner that provides relevant, reliable, comparable and understandable information;
- provide additional disclosures when compliance with the specific requirements in IFRSs are insufficient to enable users to understand the impact of particular transactions, other events and conditions on the entity's financial position and financial performance; and
- make an assessment of the Company's ability to continue as a going concern.

The directors are responsible for keeping adequate accounting records that are sufficient to show and explain the Company's transactions and disclose with reasonable accuracy at any time the financial position of the Company and enable them to ensure that the financial statements comply with the Companies Act 2006. They are also responsible for safeguarding the assets of the Company and hence for taking reasonable steps for the prevention and detection of fraud and other irregularities.

By order of the Board



**John Mulhall**

**Director**

**16 May, 2017**

We have audited the financial statements of Gusiute Holdings (UK) Limited for the year ended 31 March 2017 which comprise the Profit and loss account, the Balance Sheet, the Statement of Changes in Equity, the Statement of Cash Flow and the related notes 1 to 16. The financial reporting framework that has been applied in their preparation is applicable law and International Financial Reporting Standards (IFRSs) as adopted by the European Union.

This report is made solely to the company's members, as a body, in accordance with Chapter 3 of Part 16 of the Companies Act 2006. Our audit work has been undertaken so that we might state to the company's members those matters we are required to state to them in an auditor's report and for no other purpose. To the fullest extent permitted by law, we do not accept or assume responsibility to anyone other than the company and the company's members as a body, for our audit work, for this report, or for the opinions we have formed.

#### **RESPECTIVE RESPONSIBILITIES OF THE DIRECTORS AND AUDITOR**

As explained more fully in the Directors' Responsibilities Statement, the directors are responsible for the preparation of the financial statements and for being satisfied that they give a true and fair view. Our responsibility is to audit and express an opinion on the financial statements in accordance with applicable law and International Standards on Auditing (UK and Ireland). Those standards require us to comply with the Auditing Practices Board's Ethical Standards for Auditors.

#### **SCOPE OF THE AUDIT OF THE FINANCIAL STATEMENTS**

An audit involves obtaining evidence about the amounts and disclosures in the financial statements sufficient to give reasonable assurance that the financial statements are free from material misstatement, whether caused by fraud or error. This includes an assessment of: whether the accounting policies are appropriate to the group's and the parent company's circumstances and have been consistently applied and adequately disclosed; the reasonableness of significant accounting estimates made by the directors; and the overall presentation of the financial statements. In addition, we read all the financial and non-financial information in the annual report to identify material inconsistencies with the audited financial statements and to identify any information that is apparently materially incorrect based on, or materially inconsistent with, the knowledge acquired by us in the course of performing the audit. If we become aware of any apparent material misstatements or inconsistencies we consider the implications for our report.

#### **BASIS FOR ADVERSE OPINION ON FINANCIAL STATEMENTS**

As more fully explained in note 2.1 to the financial statements, the financial statements of the company do not include consolidated financial statements for its group as required by section 399 of the Companies Act 2006 and IFRS 10 "Consolidated and Separate Financial Statements". As a consequence, the financial statements do not give the information required by IFRS as adopted by the European Union about the economic activities of the group of which the company is the parent. It is not practicable to quantify the effects of this departure.

#### **ADVERSE OPINION ON FINANCIAL STATEMENTS**

In our opinion, because of the significance of the matter described in the basis for adverse opinion on financial statements paragraph, the financial statements do not give a true and fair view of the state of the group's affairs as at 31 March 2017 and of its result for the year then ended.

In our opinion, except for the effects of the matter described in the basis for adverse opinion on financial statements paragraph, the financial statements:

- give a true and fair view of the state of the company's affairs as at 31 March 2017 and of its profit for the year then ended;
- have been properly prepared in accordance with IFRSs as adopted by the European Union; and
- have been prepared in accordance with the requirements of the Companies Act 2006.

GUSIUTE HOLDINGS (UK) LIMITED

INDEPENDENT AUDITOR'S REPORT TO THE MEMBER OF GUSIUTE HOLDINGS (UK) LIMITED

FOR THE YEAR ENDED 31 MARCH 2017

---

**OPINION ON OTHER MATTERS PRESCRIBED BY THE COMPANIES ACT 2006**

Notwithstanding our adverse opinion on the financial statements, in our opinion, based on the work undertaken in the course of the audit:

- the information given in the Strategic Report and the Directors' Report for the financial year for which the financial statements are prepared is consistent with the financial statements; and
- the Strategic Report and the Directors' Report have been prepared in accordance with applicable legal requirements.

In the light of the knowledge and understanding of the company and its environment obtained in the course of the audit, we have not identified any material misstatements in the Strategic Report and the Directors' Report.

**MATTERS ON WHICH WE ARE REQUIRED TO REPORT BY EXCEPTION**

We have nothing to report in respect of the following matters where the Companies Act 2006 requires us to report to you if, in our opinion:

- adequate accounting records have not been kept, or returns adequate for our audit have not been received from branches not visited by us; or
- the financial statements are not in agreement with the accounting records and returns; or
- certain disclosures of directors' remuneration specified by law are not made; or
- we have not received all the information and explanations we require for our audit.



Anthony Farnworth BA ACA (Senior Statutory Auditor)

for and on behalf of Deloitte LLP

Statutory Auditor

Manchester, United Kingdom

23 June, 2017

GUSIUTE HOLDINGS (UK) LIMITED

PROFIT AND LOSS ACCOUNT

FOR THE YEAR ENDED 31 MARCH 2017

	Note	2017 \$'000	2016 \$'000
Administrative expenses		(31)	(41)
<b>Operating loss</b>		<b>(31)</b>	<b>(41)</b>
Finance income	5	11,245	19,142
Finance costs	6	(2,051)	(800)
<b>Profit on ordinary activities before taxation</b>		<b>9,163</b>	<b>18,301</b>
Tax on profit ordinary activities	7	-	-
<b>Profit for the financial year</b>		<b>9,163</b>	<b>18,301</b>

All results arose from continuing operations.

The accompanying notes are an integral part of these financial statements.

There are no recognised gains and losses other than the profit for the current year and preceding year. Accordingly, a statement of other comprehensive income has not been prepared.



GUSIUTE HOLDINGS (UK) LIMITED

BALANCE SHEET


AS AT 31 MARCH 2017

Assets	Note	2017 \$'000	2016 \$'000
<b>Non-current assets</b>			
Investments	8	743,413	743,413
<b>Current assets</b>			
Trade and other receivables	9	9,462	10,534
Cash and cash equivalent	13	300	595
		<u>9,762</u>	<u>11,129</u>
<b>Total assets</b>		<u><u>753,175</u></u>	<u><u>754,542</u></u>
<b>Equity and liabilities</b>			
<b>Non-current liabilities</b>			
Trade and other payables	10	(27,800)	(27,800)
		<u>(27,800)</u>	<u>(27,800)</u>
<b>Current liabilities</b>			
Trade and other payables	10	(323)	(853)
		<u>(323)</u>	<u>(853)</u>
<b>Total liabilities</b>		<u><u>(28,123)</u></u>	<u><u>(28,653)</u></u>
<b>Equity</b>			
Share capital	11	(683,536)	(683,536)
Retained earnings		(41,516)	(42,353)
<b>Equity attributable to owners of the Company</b>		<u><u>(725,052)</u></u>	<u><u>(725,889)</u></u>
<b>Total equity and liabilities</b>		<u><u>(753,175)</u></u>	<u><u>(754,542)</u></u>

The accompanying notes are an integral part of these financial statements.

The financial statements of Gusiute Holdings (UK) Limited, Company registration number 06445043, were approved by the Board of Directors on 16 May, 2017.

Signed on behalf of the Board of Directors by:



**John Mulhall**  
**Director**  
 16 May, 2017

GUSIUTE HOLDINGS (UK) LIMITED

STATEMENT OF CHANGES IN EQUITY

FOR THE YEAR ENDED 31 MARCH 2017

	Share capital	Retained earnings	Total equity
	\$'000	\$'000	\$'000
Balance at 1 April 2015	(683,536)	(42,252)	(725,788)
Profit for the year	-	(18,301)	(18,301)
<b>Total comprehensive income for the year</b>	-	(18,301)	(18,301)
Dividend paid during the year	-	18,200	18,200
<b>Balance at 31 March 2016</b>	<u>(683,536)</u>	<u>(42,353)</u>	<u>(725,889)</u>
Profit for the year	-	(9,163)	(9,163)
<b>Total comprehensive income for the year</b>	-	(9,163)	(9,163)
Dividend paid during the year	-	10,000	10,000
<b>Balance at 31 March 2017</b>	<u>(683,536)</u>	<u>(41,516)</u>	<u>(725,052)</u>

The accompanying notes are an integral part of these financial statements.

GUSIUTE HOLDINGS (UK) LIMITED

STATEMENT OF CASH FLOWS

FOR THE YEAR ENDED 31 MARCH 2017

	Note	2017 \$'000	2016 \$'000
<b>Net cash outflow from operating activities</b>	12	(52)	(71)
<b>Investing activities</b>			
Dividend received		10,892	18,743
<b>Net cash flows generated from investing activities</b>		<u>10,892</u>	<u>18,743</u>
<b>Financing activities</b>			
Dividend paid to equity share holder		(10,000)	(18,562)
Dividend paid to preference share holder		(1,135)	-
Issue of preference share		-	300
<b>Net cash flows used in financing activities</b>		<u>(11,135)</u>	<u>(18,262)</u>
<b>Net (decrease) / increase in cash and cash equivalents</b>		(295)	410
<b>Cash and cash equivalents at beginning of year</b>		595	185
<b>Cash and cash equivalents at end of year</b>	13	<u>300</u>	<u>595</u>

The accompanying notes are an integral part of these financial statements.

**1 General Information**

Gusiute Holdings (UK) Limited is a private company incorporated in England, United Kingdom, under the Companies Act. The address of the company's registered office is Mond House, Winnington Lane, Northwich, Cheshire, CW8 4DT.

**2 Significant Accounting Policies**

The accounting policies set out below have, unless otherwise stated, been applied consistently to all periods presented in these financial statements.

**2.1 Basis of preparation**

The financial statements of the Company have been prepared in accordance with International Financial Reporting Standards (IFRS) as adopted by the European Union.

The financial statements have been prepared on a historical cost basis.

Group consolidated financial statements have not been prepared as the directors consider that this would result in undue delay and expense, particularly as this company acts solely as an intermediate holding company. The operations of the subsidiaries are managed at Valley Holdings Inc., an intermediate parent company located in the USA. The results of these companies are consolidated into the results of Tata Chemicals Limited, the ultimate parent undertaking, prepared as per Ind-AS (India adopted IFRS). Consolidated financial statements for Tata Chemicals Limited are available upon request as disclosed in Note 16. The requirement to prepare group financial statements at Gusiute Holdings (UK) Limited level is expected to be temporary because, on the endorsement of Ind-AS by EU, exemption for consolidation will be available to the Company.

The directors, therefore, consider that the time and cost incurred would be disproportionate to the benefits received from preparing consolidated financial statements purely for statutory purposes.

**2.2 Functional and presentation currency**

All material transactions are conducted in US Dollars and accordingly the directors have selected USD as the Company's functional and reporting currency.

**2.3 Going concern**

The directors have prepared forecasts and projections for the Company. As a result of the projections prepared, the directors have a reasonable expectation that the Company has adequate resources to continue in operational existence for the foreseeable future. Thus they continue to adopt the going concern basis of accounting in preparing the annual financial statements.

**2.4 Foreign currency**

Transactions in foreign currencies are initially recorded by the Company at the functional currency rates prevailing at the date of the transaction.

Monetary assets and liabilities denominated in foreign currencies are retranslated at the functional currency spot rate of exchange ruling at the reporting date. All differences are taken to the profit and loss account.

Non-monetary items that are measured in terms of historical cost in a foreign currency are translated using the exchange rates as at the dates of the initial transactions. Non-monetary items measured at fair value in a foreign currency are translated using the exchange rates at the date when the fair value is determined. The gain or loss arising on translation of non-monetary items is recognised in line with the gain or loss of the item that gave rise to the translation difference (translation differences on items whose gain or loss is recognised in other comprehensive income or profit or loss is also recognised in other comprehensive income or profit or loss respectively).

**2.5 Investments**

Investments are shown at cost less provision for impairment.

**2.6 Financial instruments**

Financial assets and financial liabilities are recognised in the Company's balance sheet when the Company becomes a party to the contractual provisions of the instrument.

*a) Financial assets*

*Initial recognition and measurement*

Financial assets within the scope of IAS 39 are classified as financial assets at fair value through profit or loss, loans and receivables, held-to-maturity investments, available-for-sale financial assets, or as derivatives designated as hedging instruments in an effective hedge, as appropriate. The Company determines the classification of its financial assets at initial recognition.

All financial assets are recognised initially at fair value.

The Company's financial assets include trade and other receivables classified as Loans and receivables.

*Subsequent measurement*

The subsequent measurement of financial assets depends on their classification as follows:

*Loans and receivables*

Loans and receivables are non-derivative financial assets with fixed or determinable payments that are not quoted in an active market. After initial measurement, such financial assets are subsequently measured at amortised cost using the effective interest rate method (EIR), less impairment. Amortised cost is calculated by taking into account any discount or premium on acquisition and fees or costs that are an integral part of the EIR. The EIR amortisation is included in finance income in the income statement. The losses arising from impairment are recognised in the income statement in finance costs.

*Impairment of financial assets*

The Company assesses at each reporting date whether there is any objective evidence that a financial asset or a group of financial assets is impaired. A financial asset or a group of financial assets is deemed to be impaired if, and only if, there is objective evidence of impairment as a result of one or more events that has occurred after the initial recognition of the asset (an incurred 'loss event') and that loss event has an impact on the estimated future cash flows of the financial asset or the group of financial assets that can be reliably estimated. Evidence of impairment may include indications that the debtors or a group of debtors is experiencing significant financial difficulty, the probability that they will enter bankruptcy or other financial reorganisation and where observable data indicate that there is a measurable decrease in the estimated future cash flows, such as changes in arrears or economic conditions that correlate with defaults.

*Derecognition of financial assets*

The Company derecognises a financial asset only when the contractual rights to the cash flows from the asset expire, or when it transfers the financial asset to another entity. On derecognition, the difference between the asset's carrying amount and the sum of the consideration received and receivable and the cumulative gain or loss that been recognised in other comprehensive income and accumulated in equity is recognised in the profit and loss account.

**2.6 Financial instruments (continued)**

*b) Financial liabilities and equity*

Debt and equity instruments are classified as either financial liabilities or as equity in accordance with the substance of the contractual arrangement

Financial liabilities within the scope of IAS 39 are classified as financial liabilities at fair value through profit or loss, loans and borrowings, or as derivatives designated as hedging instruments in an effective hedge, as appropriate. The Company determines the classification of its financial liabilities at initial recognition. All financial liabilities are recognised initially at fair value and, in the case of loans and borrowings, carried at amortised cost. This includes directly attributable transaction costs.

The Company's financial liabilities include trade and other payables which are classified as Other financial liabilities.

*Subsequent measurement*

The measurement of financial liabilities depends on their classification as follows:

*Financial liabilities at fair value through profit or loss*

Financial liabilities at fair value through profit or loss include financial liabilities held for trading and financial liabilities designated upon initial recognition as at fair value through profit or loss.

Financial liabilities are classified as held for trading if they are acquired for the purpose of selling in the near term. This category includes derivative financial instruments entered into by the Company that are not designated as hedging instruments in hedge relationships as defined by IAS 39.

Gains or losses on liabilities held for trading are recognised in the profit or loss.

*Other financial liabilities*

Other financial liabilities, including borrowings, are initially measured at fair value, net of transaction costs. They are subsequently measured at amortised cost

*Derecognition of financial liabilities*

The Company derecognises financial liabilities when the group's obligations are discharged, cancelled or have expired. The difference between the carrying amount of the financial liability derecognised and the consideration paid and payable is recognised in the profit and loss account.

*c) Offsetting of financial instruments*

Financial assets and financial liabilities are offset and the net amount reported in the statement of financial position if, and only if, there is a currently enforceable legal right to offset the recognised amounts and there is an intention to settle on a net basis, or to realise the assets and settle the liabilities simultaneously.

*d) Fair value of financial instruments*

The fair value of financial instruments that are traded in active markets at each reporting date is determined by reference to quoted market prices without any deduction for transaction costs.

For financial instruments not traded in an active market, the fair value is determined using appropriate valuation techniques. Such techniques may include using recent arm's length market transactions; reference to the current fair value of another instrument that is substantially the same; a discounted cash flow analysis or other valuation models.

**2.7 Retained earnings**

Retained earnings represents cumulative profits or losses net of dividends paid and other adjustments.

**2.8 Operating profit/loss**

Operating profit/loss is stated after charging administration cost but before investment income and finance costs.

**2.9 Taxation**

The tax expense represents the sum of tax currently payable and deferred tax.

*Current income tax*

Current income tax assets and liabilities for the current period are measured at the amount expected to be recovered from or paid to the taxation authorities. The tax rates and tax laws used to compute the amount are those that are enacted or substantively enacted, at the reporting date in the country where the Company operates and generates taxable income.

*Deferred tax*

Deferred tax is provided using the liability method on temporary differences at the reporting date between the tax bases of assets and liabilities and their carrying amounts for financial reporting purposes.

Deferred tax assets are recognised for all deductible temporary differences, carry forward of unused tax credits and unused tax losses, to the extent that it is probable that taxable profit will be available against which the deductible temporary differences, and the carry forward of unused tax credits and unused tax losses can be utilised.

The carrying amount of deferred tax assets is reviewed at each reporting date and reduced to the extent that it is no longer probable that sufficient taxable profit will be available to allow all or part of the deferred tax asset to be utilised. Unrecognised deferred tax assets are reassessed at each reporting date and are recognised to the extent that it has become probable that future taxable profits will allow the deferred tax asset to be recovered.

Deferred tax assets and liabilities are measured at the tax rates that are expected to apply in the year when the asset is realised or the liability is settled, based on tax rates (and tax laws) that have been enacted or substantively enacted at the reporting date.

Deferred tax relating to items recognised outside profit or loss is recognised outside profit or loss. Deferred tax items are recognised in correlation to the underlying transaction either in other comprehensive income or directly in equity.

Deferred tax assets and deferred tax liabilities are offset if a legally enforceable right exists to set off current tax assets against current income tax liabilities and the deferred taxes relate to the same taxable entity and the same taxation authority.

**2.10 Impairment of non-financial assets**

The Company assesses at each reporting date whether there is an indication that the value of an asset or Cash Generating Unit (CGU) may be impaired. If any indication exists, or when annual impairment testing for an asset is required, the Company estimates the asset's recoverable amount. The recoverable amount is the higher of an asset's fair value less costs to sell and its value in use and is determined for an individual asset, unless the asset does not generate cash inflows that are largely independent of those from other assets or Companies of assets. Where the carrying amount of an asset exceeds its recoverable amount, the asset is considered impaired and is written down to its recoverable amount. In assessing value in use, the estimated future cash flows are discounted to their present value using a pre-tax discount rate that reflects current market assessments of the time value of money and the risks specific to the asset.

The Company bases its impairment calculation on detailed budgets and forecast calculations which are prepared separately for each of the Company's CGUs to which the individual assets are allocated. These budgets and forecast calculations are generally covering a period of five years. For longer periods, a long term growth rate is calculated and applied to project future cash flows after the fifth year.

Impairment losses of continuing operations, including impairment on inventories, are recognised in the profit and loss in those expense categories consistent with the function of the impaired asset.

For assets excluding goodwill, an assessment is made at each reporting date as to whether there is any indication that previously recognised impairment losses may no longer exist or may have decreased. If such indication exists, the Company estimates the asset's or CGU's recoverable amount. A previously recognised impairment loss is reversed only if there has been a change in the assumptions used to determine the asset's recoverable amount since the last impairment loss was recognised. The reversal is limited so that the carrying amount of the asset does not exceed its recoverable amount, nor exceed the carrying amount that would have been determined, net of depreciation, had no impairment loss been recognised for the asset in prior years.

**2.11 Standards issued but not yet effective**

The Company has adopted the amendments to IFRSs included in the annual improvements to IFRSs 2012-2014 cycle for the first time in the current year.

At the date of authorisation of these financial statements the Company has not applied the following new and revised IFRSs that have been issued but are not yet effective.

IFRS 9	Financial instruments
IFRS 15	Revenue from Contracts with Customers
IFRS 16	Leases
IFRS 2 (amendments)	Classification and Measurement of Share-based Payment Transactions
IAS 7 (amendments)	Disclosure Initiative
IAS 12 (amendments)	Recognition of Deferred Tax Assets for Unrealised Losses
IFRS 10 and IAS 28 (amendments)	Sale or Contribution of Assets between an Investor and its Associate or Joint Venture

The Directors do not expect that the adoption of the Standards listed above will have a material impact on the financial statements of the Company in future periods, except as noted below:

- IFRS 9 will impact both the measurement and disclosures of financial instruments;
- IFRS 15 may have an impact on revenue recognition and related disclosures; and
- IFRS 16 will have impact on the reported assets, liabilities, income statement and cash flows of the Company. Furthermore, extensive disclosures will be required by IFRS 16.

Beyond the information above, it is not practicable to provide a reasonable estimate of the effect of these standards until a detailed review has been completed.



**3 Significant accounting judgments, estimates and assumptions**

The preparation of the Company's financial statements requires management to make judgments, estimates and assumptions that affect the reported amounts of revenues, expenses, assets and liabilities, and the disclosure of contingent liabilities, at the end of the reporting period. However, uncertainty about these assumptions and estimates could result in outcomes that require a material adjustment to the carrying amount of the asset or liability affected in future periods.

*Estimates and assumptions*

The key assumptions concerning the future and other key sources of estimation uncertainty at the reporting date, that have a significant risk of causing a material adjustment to the carrying amounts of assets and liabilities within the next financial year, are described below. The Company based its assumptions and estimates on parameters available when the financial statements were prepared. Existing circumstances and assumptions about future developments, however, may change due to market changes or circumstances arising beyond the control of the Company. Such changes are reflected in the assumptions when they occur.

*Impairment of non-financial assets*

Impairment exists when the carrying value of an asset or cash generating unit exceeds its recoverable amount, which is the higher of its fair value less costs to sell and its value in use. The fair value less costs to sell calculation is based on available data from binding sales transactions in an arm's length transaction of similar assets or observable market prices less incremental costs for disposing of the asset. The value in use calculation is based on a discounted cash flow model. The cash flows are derived from the budget for the next five years and do not include restructuring activities that the Company is not yet committed to or significant future investments that will enhance the asset's performance of the cash generating unit being tested. The recoverable amount is most sensitive to the discount rate used for the discounted cash flow model as well as the expected future cash-inflows and the growth rate used for extrapolation purposes.

**4 Profit On Ordinary Activities Before Taxation**

There were no employees other than the directors during the current year and preceding year. No director received any remuneration for services to the Company during the year (2016: \$nil).

Auditor's remuneration for the audit of the Company's annual financial statements during year \$16,000 (2016: \$22,000).

There has been no remuneration paid to the auditor in respect of non-audit services during the year (2016: \$nil).

**5 Finance Income**

	2017	2016
	\$000's	\$000's
Interest receivable from group undertakings	353	399
Income from fixed asset investments	10,892	18,743
	<u>11,245</u>	<u>19,142</u>

**6 Finance Costs**

	2017	2016
	\$000's	\$000's
Interest payable to group undertakings	(622)	(514)
Foreign exchange loss	(1,429)	(286)
	<u>(2,051)</u>	<u>(800)</u>

**7 Taxation**

There is no current or deferred tax charge for the year or preceding year.

The differences between the total tax charge and the amount calculated by applying the average rate of UK corporation tax for the year are as follows:

	2017	2016
	\$000's	\$000's
Profit before tax	9,163	18,301
Tax on profit on ordinary activities at the average UK corporation tax rate for the period 20% (2016: 20%)	(1,833)	(3,660)
Tax effects of:		
Income not taxable	2,178	3,749
Group consortium claimed	(345)	(88)
Tax charge for the year	<u>-</u>	<u>-</u>

The UK government has substantively enacted per the Finance Bill 2016, the following reductions in the headline rate of UK corporation tax: 19% from 1 April 2017 to 31 March 2020 and 17% from 1 April 2020. The net deferred tax liability has been calculated on the basis of a rate of 17% since temporary differences are generally expected to reverse after 1 April 2020.

A potential deferred asset for losses of \$3,045,000 (2016: \$3,045,000) for tax losses has not been recognised because, in the opinion of the directors, there is no certainty as to the timing of utilisation of these losses.

GUSIUTE HOLDINGS (UK) LIMITED

NOTES TO THE FINANCIAL STATEMENTS (CONTINUED)

FOR THE YEAR ENDED 31 MARCH 2017

**8 Investments**

	Shares in subsidiary undertakings \$000's	Other investment \$000's	Total \$000's
<b>Cost</b>			
At 31 March 2016 and 31 March 2017	720,642	92,777	813,419
<b>Impairment</b>			
At 31 March 2016 and 31 March 2017	-	(70,006)	(70,006)
<b>Net book value</b>			
At 31 March 2016 and 31 March 2017	720,642	22,771	743,413

The Company has not identified any indicators that suggest the carrying value of any of its investment held is impaired. Following a review at 31 March 2017, the Company concluded that the value of its investments should not be impaired further.

a) The Company's subsidiary and joint venture undertakings at 31 March 2017, are set out below:

Entity	Country of incorporation	Principal activity	Holdings
Valley Holdings Inc	USA	Investment company	100% ordinary share capital
Tata Chemicals North America Inc*	USA	Manufacture and sale of soda ash products	100% ordinary share capital
General Chemical International Inc.*	USA	Investment company	100% ordinary share capital
NHO Canada Holdings Inc.*	USA	Investment company	100% ordinary share capital
Tata Chemicals (Soda Ash) Partners Holdings**	USA	Investment company	75% ordinary share capital
Tata Chemicals (Soda Ash) Partners (TCSAP)**	USA	Manufacture and sale of soda ash products	75% ordinary share capital
TCSAP LLC*	USA	Investment company	75% ordinary share capital
TCNA (UK) Limited*	England	Sale of soda ash products	100% ordinary share capital
Alcad**	USA	Sale of soda ash products	50% holding by TCSAP
Natronx Technologies LLC*	USA	Sale of soda ash products	33.3% holding by TCSAP

\* Indirect shareholding

\*\* a general partnership formed under the laws of the State of Delaware (USA) and are indirect shareholding

GUSIUTE HOLDINGS (UK) LIMITED

NOTES TO THE FINANCIAL STATEMENTS (CONTINUED)

FOR THE YEAR ENDED 31 MARCH 2017

**8 Investments (continued)**

b) The Company's other investments at 31 March 2017, are set out below:

Entity	Country of incorporation	Principal activity	Holdings
EPM Mining Ventures Inc	Canada	Development-stage mining company	14.8% ordinary share capital
Tata Chemicals Magadi Limited	England	Manufacture and sale of soda ash products	100% preference share capital
Homefield 2 UK Limited	England	Investment company	100% preference share capital

**9 Trade and other receivables**

**2017**      **2016**  
**\$000's**      **\$000's**

Amounts due from group undertakings (note 15) 9,462      10,534

The above trade and other receivables are classified under 'Loans and receivables' category of financial asset.

**10 Trade and other payables**

**2017**      **2016**  
**\$000's**      **\$000's**

<i>Amounts falling due within one year</i>		
Amounts owed to Group undertakings (note 15)	(300)	(832)
Accruals	(23)	(21)
Non-cumulative redeemable preference shares	-	-
	<u>(323)</u>	<u>(853)</u>
<i>Amounts falling due after more than one year</i>		
Non-cumulative redeemable preference shares	<u>(27,800)</u>	<u>(27,800)</u>

The preference shares hold a fixed non-cumulative preferential dividend at the rate of 8% per annum in respect of the nominal value of \$1 each of the preference shares. The Company shall redeem the preference shares on 31 January 2021 for a sum equal to the nominal amount paid up thereon together with a sum equal to all arrears of the preferential dividend to which the holder is entitled. Dividend payable on these preference shares as on 31 March 2017 is \$Nil (2016: \$514,000).

The above trade and other payables are classified under 'Other financial liabilities' category of financial liabilities.

**11 Called-up Share Capital**

**2017**      **2016**  
**\$000's**      **\$000's**

**Authorised, issued and fully paid**  
351,835,271 (2016: 351,835,271) ordinary shares of £1 each (683,536)      (683,536)

GUSIUTE HOLDINGS (UK) LIMITED

NOTES TO THE FINANCIAL STATEMENTS (CONTINUED)

FOR THE YEAR ENDED 31 MARCH 2017

12 Notes to the cash flow statement

	2017	2016
	\$000's	\$000's
Operating loss	(31)	(41)
Decrease in creditors	(21)	(30)
<b>Net cash outflow operating activities</b>	<b>(52)</b>	<b>(71)</b>

13 Cash and cash equivalents

	2017	2016
	\$000's	\$000's
Cash at bank	300	595
	<b>300</b>	<b>595</b>

14 Financial risk management

The Company does not have any material exposure to credit risk, market risk and liquidity risk.

15 Related party transactions

The following table provides the total amount of transactions that have been entered into with related parties for the relevant financial year:

		Interest charged to related party in the period	Accrued interest receivable from related parties	Amounts receivable from related parties
		\$000's	\$000's	\$000's
<b>Loans to related parties</b>				
<i>Entity is part of the larger group</i>				
<i>Tata Chemicals Europe Limited</i>	2017	(353)	1,347	5,614
	2016	(399)	1,167	6,484

## GUSIUTE HOLDINGS (UK) LIMITED

## NOTES TO THE FINANCIAL STATEMENTS (CONTINUED)

FOR THE YEAR ENDED 31 MARCH 2017

15	Related party transactions (continued)	Recharges from related parties	Dividend (paid) / received	Amounts (owed to) receivable from related parties
		\$000's	\$000's	\$000's
	<b>Advance to related parties</b>			
	<i>Entity is part of the larger group</i>			
	Tata Chemicals Europe Limited	2017	-	2,495
		2016	-	2,882
	<b>Receivable from related parties</b>			
	<i>Entity is part of the larger group</i>			
	Homefield Pvt UK Limited	2017	5	5
	<b>Advance from related parties</b>			
	<i>Entity is part of the larger group</i>			
	Bio Energy Ventures 1 (Mauritius) Pvt. Ltd	2017	-	(300)
		2016	-	(300)
	<b>Payable to related parties</b>			
	<i>Entity is part of the larger group</i>			
	Tata Chemicals North America Limited	2017	-	-
		2016	(18)	(18)
	<b>Dividend on Preference shares</b>			
	<i>Entity is part of the larger group</i>			
	Bio Energy Ventures 1 (Mauritius) Pvt. Ltd	2017	-	(224)
		2016	-	(186)
	Tata Chemicals International Pte Limited	2017	-	(398)
		2016	-	(327)
	<b>Dividend on Equity shares</b>			
	Tata Chemicals International Pte Limited	2017	-	(10,000)
		2016	-	(18,200)
	<b>Dividend from subsidiary</b>			
	Valley Holdings Inc	2017	-	10,892
		2016	-	18,743

**16 Ultimate parent**

The Company's immediate parent undertaking is Tata Chemicals International Pte Limited, a Company incorporated in Singapore.

The ultimate parent undertaking is Tata Chemicals Limited, a Company incorporated in India. The smallest and largest group in which the results of the Company are consolidated is that of Tata Chemicals Limited. Copies of the accounts are available from the Company Secretary, Tata Chemicals Limited, Bombay House, Mumbai, India.

*Terms and conditions of transactions with related parties*

The recharges to/ from related parties are made at terms equivalent to those that prevail in arm's length transactions. Outstanding trading balances at the year end are unsecured and interest free and will be settled in cash. However interest is charged monthly on the loan balance at agreed rate. For the year ended 31 March 2017, the Company has not recorded any impairment of receivables relating to amounts owed by related parties (2016: £nil). This assessment is undertaken each financial year by examining the financial position of the related party and the market in which the related party operates.